




## A520 EFI Smooth Flame Burner

This model of smooth flame burner has been designed for low capacity applications. It incorporates a single slot design with end feed inlet of the air / gas mixture. The end feed inlet allows for great versatility in the positioning of the burner onto any given location on a product line.



### Features

- Anodised Aluminium Extrusion
- Consistent and stable flame pattern with flexible turn down ratios
- Deckle Rod for adjusting flame length
- Adjustable flame length
- Can be used with all gases

### Applications

- Flame Treating of Plastics
- Flame drying of inks
- Flame sealing, polishing, hardening, annealing

Burner Model No.	Minimum Length	Maximum Length	Rating Per Inch – Btu's"/hr
A520 EFI + D	100mm / 4"	508mm / 20"	5,000